



LXOTM
6000 Series



SMART. SIMPLE. FUNCTIONAL. FEEL GOOD. WORK SMART...

LXO™


One chair. Multiple functions. Perfect for working, meeting or training. LXO™ is the new standard for ergonomic affordable seating.

The light weight, well proportioned all purpose task chair was designed to meet the needs of today's tight working spaces. The LXO™ is a breath of fresh air with its award winning ergonomic design, superior comfort and contract quality workmanship.

Responsive depth adjustable ABLEX™ patterned weave mesh back, ENERSORB™ memory foam padded seat, synchronous tilt swivel mechanism. These are some of the highlighted features that all work together to provide a fresh looking, practical, supportive and ultra comfortable task chair.



IT'S ABOUT GOOD DESIGN



ABLEX™ MESH BACKING

Allows air to pass freely, making it comfortable in all environments. It also boasts dynamic movement- in other words, it moves with you.




ARMRESTS

Height adjustable arms with polyurethane arm pads.



ENERSORB™ FOAM

ENERSORB™ foam conforms to your body when you sit and reverts to its natural form when you get up.



FOUR-WAY STRETCH FABRIC

Dual-layer Mystic fabric is perforated for exceptional airflow. (Standard in Mystic fabric). It also has a four way stretch, which moves perfectly with the ENERSORB™ foam for added comfort and durability.



MECHANISM

Synchro-tilt swivel mechanism with multi position lock, seat depth adjustment and tension control. Pneumatic height adjustment.



SEAT DEPTH ADJUSTMENT

Allowing for greater seating depth for those requiring more leg support.



BASE

2" Mag wheel carpet casters. 5 prong heavy duty nylon base.



+Optional Polished Aluminum Base Available.



.: LXO [6000 SERIES]

.: FEEL GOOD. WORK SMART.

W.R. Breen designed the LXO chair to be used in workstations, private offices, conference rooms, team areas and community spaces in business and learning environments.

.: OPTIONS

- Polished Aluminum Base.
- 2" Soft Tile Casters.
- Larger Wheel Carpet Casters.
- Silver Mesh Back.
- Self Locking Casters.
- Seat Slider.
- California Fire Code #133.
- 4 Way Arm Adjustment.




LXO 6000



LXO 6002



LXO 6000DS



.: DIMENSIONS

MODEL:	6000	6002	6000DS
OVERALL:			
width	26"	24"	25½"
depth	24"	26"	24"
height	36½"-41"	35"	40½"-50½"
SEAT HEIGHT:	17"-22½"	18½"	24"-34"
SEAT WIDTH:	19"	19"	19"
SEAT DEPTH:	18½"-19½"	18½"	18½"-19½"
BACK WIDTH:	19"	19"	19"
BACK HEIGHT:	18"	18"	18"
WEIGHT (lbs):	50	41	50
VOLUME (cu ft):	14	14	14

© 2011 Nightingale Corp. All Rights Reserved

ISO 9001:2008 Certified

Tel Toll Free: 1.800.363.8954 | Fax Toll Free 1.800.637.6784 | Email: info@nightingalechairs.com | www.nightingalechairs.com

