


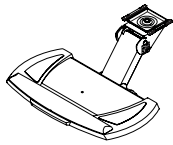
Workstation Accessories Price List



Document Revisions

Nov 19, 2010	Original Issue
Nov 29, 2010, rev 1	Price correction- pg 7, PN correction pg 10, Color Correction pg 12
May 17, 2011, rev 2	Part Number corrections, WR31, pg 4
June 14, 2011, rev 3	Price correction- pg 15, WMS
Nov. 8, 2011, rev 4	Removed Clamp (CM) Option from TREX pg 5

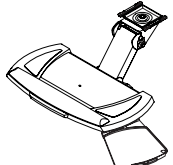
Workstation Accessories	Page No.
Keyboard Trays	2-4
Monitor Support Arms	5-7
CPU Holders	8
Laptop Station	9
flip-IT Workstation	9
Task Light-Desk Mount	10-11
Task Light-Under Cabinet	12-14
Corner Sleeve, Footrest, Center Drawer	15
Tool Rails	16
Tool Rail Mounted Accessories	17
Adjustable Table Base	18



OE-KO20/23HA

Momentum Series Ergonomic Keyboard Trays with or without Mouse Tray

☛ Ergonomically shaped low-profile ABS plastic Harmony keyboard tray, in charcoal, or rigid Phenolic tray, in graphite, feature anti-skid grip



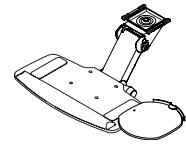
OE-KO20/23HM

☛ Snap in foam-gel wrist rest is easy to clean and wear resistant

☛ 20" track requires 21" deep worksurface

☛ 23" track requires 24" deep worksurface

☛ Patented lift-and-lock spring assisted counterbalancing system allows for precise height adjustment (up 3", down 7.75") without use of knobs or levers



OE-KO20/23PM

☛ Fully adjustable 7.5" extended length arm accommodates corner worksurfaces, in black only.

☛ Low-profile arm provides maximum leg room

☛ Soft touch knob provides tilt control +/- 15 degrees

MODEL NUMBER							List Price
Basic Model	20" Track 7.5" Arm	23" Track 7.5" Arm	Harmony Tray	Harmony Tray w/Mouse Pad	Phenolic Tray w/Mouse Pad		
OE-KO	20		HA				\$305
OE-KO	20			HM			\$331
OE-KO	20				PM		\$365
OE-KO		23	HA				\$313
OE-KO		23		HM			\$339
OE-KO		23			PM		\$373

| | | | | | |
 A B B C C C

HOW TO ORDER

- Indicate the following information on order form:
1. Quantity of each item.
 2. Model number, including options. See "How to Build a Model Number."
 3. Any special service required.

HOW TO BUILD A MODEL NUMBER

- A Select Basic Model.
- B Select Track Length.
- C Select Tray Type





SPECIAL SERVICES

Shipping
 Packing shall be at the discretion of BSI and is dependent upon sizes and quantities of order.

List Prices
 Take off 56% discount for Net price;
 (List Price x 0.44)

Add 5% of Net for shipping
 Add 8% of Net for Installation

Specifications and prices subject to change without prior notice.

		MODEL NUMBER					
		Basic Model	ER Stubby Lift 17 3/4" Track	ER Standard Lift 23"Track	HS 2G Lift 18" Track	HS 2G Lift 22"Track	List Price
 EasyRiser Lift  Spectra Keyboard and Mouse Pad	Ergonomic Keyboard Trays • EasyRiser (ER) Stubby Lift with 17 3/4" track and Spectra keyboard tray and mouse pad with Gel palm rest for standard linear worksurfaces • EasyRiser (ER) Standard Lift with 23" track and Spectra keyboard tray and mouse pad with Gel palm rest for deep or corner worksurfaces • Use corner sleeve #JRW-CORNER when necessary.	ER500	43-2				\$279
		ER500		58-2			
 Humanscale (HS) 2G keyboard lift with 18" track with keyboard and mouse platforms Humanscale (HS) 2G keyboard lift with 22" track with keyboard and mouse platforms	• Humanscale (HS) 2G keyboard lift with 18" track with keyboard and mouse platforms • Humanscale (HS) 2G keyboard lift with 22" track with keyboard and mouse platforms	2G500			31-2		\$239
		2G500				24-2	
 Mechanical lift for second surface workstation, hardware only Sold Installed		D-LIFT					\$395
		A	B	B	B	B	

HOW TO ORDER

Indicate the following information on order form:
 1. Quantity of each item.
 2. Model number, including options. See "How to Build a Model Number."
 3. Any special service required.

HOW TO BUILD A MODEL NUMBER

- A Select Basic Model.
- B Select Lift and Track

SPECIAL SERVICES

Shipping
 Packing shall be at the discretion of BSI and is dependent upon sizes and quantities of order.

List Prices

Take off 56% discount for Net price;
 (List Price x 0.44)

Add 5% of Net for shipping
 Add 8% of Net for Installation

Specifications and prices subject to change without prior notice.



Banana Board

Ergonomic Keyboard Trays

☛ **Banana Board System** w/Jel Wrist Pad and Mouse Pad w/Palm Rest, **22" Ball Bearing Track**. Black only.

☛ Banana Board System w/Jel Wrist Pad and Mouse Pad w/Palm Rest, **17" Ball Bearing Track**. Black only.

☛ Banana Board System w/Jel Wrist Pad and Mouse Pad w/Palm Rest, **22" Nylon Track**. Black only.

☛ Banana Board System w/Jel Wrist Pad and Mouse Pad w/Palm Rest, **17" Nylon Track**. Black only.



Glide Keyboard (Formerly Orbit)

☛ **Glide Keyboard** w/Jel Wrist Rest and Mouse Pad with Palm Rest, **22" Ball Bearing Track**. Charcoal only

☛ Glide Keyboard w/Jel Wrist Rest and Mouse Pad with Palm Rest, **17" Ball Bearing Track**. Charcoal only

☛ Glide Keyboard w/Jel Wrist Rest and Mouse Pad, **22" Nylon Track**. Charcoal only, May purchase Palm Rest separately

☛ Glide Keyboard w/Jel Wrist Rest and Mouse Pad, **17" Nylon Track**. Charcoal only, May purchase Palm Rest separately

☛ **Jel Palm Rest** for Glide Mouse Pad

☛ **NOTE:** Use corner sleeve #WR-178ACD or #WR-178CCD when necessary.

MODEL NUMBER						
Basic Model	Ball Bearing Track	Nylon Track	22" Track	17" Track	Mouse Pad Palm Rest Incl	List Price
WR21	33		-22J		Yes	\$537
WR21	33			-17J	Yes	\$521
WR21		18	-22J		Yes	\$475
WR21		18		-17J	Yes	\$459
WR31	31		-22J		Yes	\$559
WR31	31			-17J	Yes	\$544
WR31		21	-22J		No	\$458
WR31		21		-17J	No	\$443
WR-JPR						\$46
A	B	B	C	C		

HOW TO ORDER

- Indicate the following information on order form:
1. Quantity of each item.
 2. Model number, including options. See "How to Build a Model Number."
 3. Any special service required.

HOW TO BUILD A MODEL NUMBER

- A Select Basic Model.
- B Select Lift Style
- C Select Track Length

SPECIAL SERVICES

Shipping
Packing shall be at the discretion of BSI and is dependent upon sizes and quantities of order.

List Prices

Take off 56% discount for Net price;
(List Price x 0.44)

Add 5% of Net for shipping
Add 8% of Net for Installation

Specifications and prices subject to change without prior notice.

MODEL NUMBER					
Basic Model	Single Screen Single Ext. Arm	Single Screen Double Ext. Arm	Duel Screens Double Ext. Arms	Triple Screens Beam-Mount	List Price
OE-M	SS				\$253
OE-M		SD			\$368
OE-M			DD		\$643
OE-M				TB	\$496

A	B	B	B	B

Concerto Monitor Support Arms

- Refined aesthetics, modular construction and intuitive design.
- Concerto design allows 180 deg. tilt, 180 deg. monitor swivel and 360 deg full rotation at base.
- Spring assisted height adjustment for sit-to-stand applications.
- 13" horz. travel range on 16" pole .
- Patented Quick Connect provides fast monitor installation, yet a tool is required for monitor removal.
- Provided with clamp mount.



Single Screen Single Extension Arm



Single Screen Double Extension Arm



Duel Screens Double Extension Arms



Triple Screens Beam Mount

HOW TO ORDER

- Indicate the following information on order form:
1. Quantity of each item.
 2. Model number, including options. See "How to Build a Model Number."
 3. Any special service required.

HOW TO BUILD A MODEL NUMBER

- A Select basic model.
- B Select Arm Option

SPECIAL SERVICES

Shipping
Packing shall be at the discretion of BSI and is dependent upon sizes and quantities of order.

List Prices

Take off 56% discount for Net price;
(List Price x 0.44)

Add 5% of Net for shipping
Add 8% of Net for Installation

Specifications and prices subject to change without prior notice.



Single Arm
Grommet Mount

SwingArm Monitor Support

- ☛ Get a clear line of site from any angle with 360 deg. rotation at base.
- ☛ Quickly changed from portrait to landscape views.
- ☛ 23 1/4" Reach.
- ☛ 21 1/4" Height range.
- ☛ 180 deg pivot at monitor mount.
- ☛ Supports monitors up to 25 pounds.
- ☛ Packaged with clamp and grommet mounting hardware.
- ☛ Available in silver or black finish.

MODEL NUMBER			
Basic Model	Silver	Black	List Price
WR-SA1000	-S		\$423
WR-SA1000		-B	\$423

A	B	B

HOW TO ORDER

- Indicate the following information on order form:
1. Quantity of each item.
 2. Model number, including options. See "How to Build a Model Number."
 3. Any special service required.

HOW TO BUILD A MODEL NUMBER

- A Select Basic Model.
- B Select Color Option

SPECIAL SERVICES

Shipping
Packing shall be at the discretion of BSI and is dependent upon sizes and quantities of order.

List Prices

Take off 56% discount for Net price;
(List Price x 0.44)

Add 5% of Net for shipping
Add 8% of Net for Installation

Specifications and prices subject to change without prior notice.

MODEL NUMBER		
Basic Model		List Price
CPU-SLING		\$177
OE-CPU-E		\$70
OE-CPU-L		\$269
WR-CPU-3		\$152



CPU-SLING

CPU Holders

☛ CPU Sling, full swivel, easy cinch straps, 75 pound capacity.



Economy CPU holder

☛ Economy CPU holder, OE-CPU-E, mounts easily to underside of desk, adjusts horizontally (5.5" - 9.8") and vertically (9.8" - 15.4") .



Standard CPU holder with LOCK

☛ Standard CPU holder, OE-CPU-L mounts vertically on a glide track. Swivels 360 deg. Adjust horizontally (3.5" - 9.3") and vertically (12.5" - 22.5") Lock included.



Idea-at-Work CPU Holder

☛ Idea-at-Work CPU holder, WR-CPU-3, made from steel to store and protect valuable equipment, 360 deg swivel, tool-free adjustment, 50 pound capacity.

|
A

HOW TO ORDER

- Indicate the following information on order form:
1. Quantity of each item.
 2. Model number, including options. See "How to Build a Model Number."
 3. Any special service required.

HOW TO BUILD A MODEL NUMBER

A Select Basic Model

SPECIAL SERVICES

Shipping

Packing shall be at the discretion of BSI and is dependent upon sizes and quantities of order.

List Prices

Take off 56% discount for Net price;
(List Price x 0.44)

Add 5% of Net for shipping
Add 8% of Net for Installation

Specifications and prices subject to change without prior notice.



TravelRite Laptop Station

Computer Stations

TravelRite Laptop Station creates a comfortable work position with improved head and shoulder posture, angle is adjustable from 0 - 30 deg. for neutral positioning of wrists and hands, adjustable wrist support thickness, non-slip underpad. Includes LeatherRite 'JelRite' palm support.



flipIT 18 Laptop Safe (JRW-FIL-18 shown)

Laptop safe installed in worksurface provides laptop workstation, locked, secure storage, charging capabilities, and worksurface when not in use.

Laptop safes available in 18 for standard sizes, actual opening is 16 x 14 5/8 x 2 1/2", and 23 for wide screen laptops, actual opening is 22 1/2 x 14 5/8 x 2 1/2".



flipIT 19 Workstation w/Lock JRW-FIK-19-L

flipIT 19 workstation hardware system accommodates up to 20" diagonal flat screen monitors and includes keyboard tray. Key lock optional. **Sold installed.**

flipIT 23 workstation hardware system accommodates up to 24" diagonal flat screen monitors and includes keyboard tray. Key lock optional. **Sold installed.**

flipIT workstations tandem installation. Excellent solution for labs, libraries, conference tables...

Flat worksurface when not in use.



MODEL NUMBER			
Basic Model	Lock Included	No Lock	List Price
WR-UB2400-25J	n/a		\$212
JRW-FIL-18	(Standard)		\$1204
JRW-FIL-23	(Standard)		\$1335
JRW-FIK-19	-L		\$1270
JRW-FIK-19		-X	\$1070
JRW-FIK-23	-L		\$1397
JRW-FIK-23		-X	\$1197

|
A

|
B

|
B

HOW TO ORDER

- Indicate the following information on order form:
- Quantity of each item.
 - Model number, including options. See "How to Build a Model Number."
 - Any special service required.

HOW TO BUILD A MODEL NUMBER

- A Select Basic Model
- B Select Lock Option (For flipIT Workstation only)

SPECIAL SERVICES

Shipping
Packing shall be at the discretion of BSI and is dependent upon sizes and quantities of order.

List Prices

Take off 56% discount for Net price; (List Price x 0.44)

Add 5% of Net for shipping
Add 8% of Net for Installation

Specifications and prices subject to change without prior notice.



Astra Desk Light

Desk Mount Task Lights

- ☛ **Astra Desk LED Task Light.** Adjustable, dual arm, three step dimmer, asymmetric light distribution for glare free light..
- ☛ Available in freestanding desk base or clamp mount.
- ☛ Available in three finishes.

MODEL NUMBER						
Basic Model	Desk Base	Clamp Mount	Sterling	Winter	Carbon	List Price
WR-AST	DB		-S			\$399
WR-AST	DB			-W		\$399
WR-AST	DB				-C	\$399
WR-AST		CC	-S			\$371
WR-AST		CC		-W		\$371
WR-AST		CC			-C	\$371

| | | | | |
A B B C C C



LED Desk Light

- ☛ LED Task light - High performance task light offers energy efficiency, targeted and evenly distributed light,
- ☛ Available in two finishes.

MODEL NUMBER			
Basic Model	Black	Silver	List Price
OE-LED-TL	-BL		\$413
OE-LED-TL		-SL	\$413

| | |
A C C



Trillium personal LED Desk Light

- ☛ Trillium LED personal Task light - Warm, broad pool of light, parabolic lens, die cast aluminum head, double 15" articulating arms, heavy circular desk base.
- ☛ Available in freestanding desk base or clamp mount.
- ☛ Available in black only.

MODEL NUMBER			
Basic Model	Free Standing	Clamp Mount	List Price
T-LED	-FS		\$450
T-LED		-CM	\$390

| | |
A B B

HOW TO ORDER

- Indicate the following information on order form:
1. Quantity of each item.
 2. Model number, including options. See "How to Build a Model Number."
 3. Any special service required.

HOW TO BUILD A MODEL NUMBER

- A Select Basic Model
- B Select Base Option
- C Select Color Option

SPECIAL SERVICES

Shipping
Packing shall be at the discretion of BSI and is dependent upon sizes and quantities of order.

List Prices

Take off 56% discount for Net price;
(List Price x 0.44)

Add 5% of Net for shipping
Add 8% of Net for Installation

Specifications and prices subject to change without prior notice.

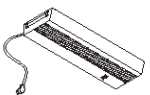


Tazetta

Under Cabinet Task Lights

- ☛ **Tazetta MT5 Task Light.** Slim, energy efficient T5 fluorescent lamp.
- ☛ Standard high performance electronic ballast with prismatic lens.
- ☛ Optional high performance electronic ballast with occupancy sensor and batwing lens.
- ☛ Available in 13, 24, 36, and 48".
- ☛ Available with system specific mounting options.
- ☛ Available in Black only.

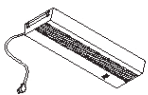
MODEL NUMBER									
Basic Model	Nom. Size	High Perform Prismatic Lens	High Perf w/ OS Batwing Lens	Mounting Options					List Price
				Sys 21, Flex, IF	Power Works	Venus	Wood Screws		
MT5	-13	STD	n/a	-UN	-PW	-VE	-WS	\$106	
MT5	-24	STD		-UN	-PW	-VE	-WS	\$121	
MT5	-24		OSB	-UN	-PW	-VE	-WS	\$236	
MT5	-36	STD		-UN	-PW	-VE	-WS	\$138	
MT5	-36		OSB	-UN	-PW	-VE	-WS	\$253	
MT5	-48	STD		-UN	-PW	-VE	-WS	\$156	
MT5	-48		OSB	-UN	-PW	-VE	-WS	\$271	
A	B	C	C	D	D	D	D		



TL5 for the Universal Overhead cabinet

- ☛ **-Standard electronic ballast light.**
- ☛ -Overhead, under shelf mount design.
- ☛ Available in black only.

MODEL NUMBER			
Basic Model	Size	Color	List Price
TLT5	-18	BL	\$82
TLT5	-24	BL	\$88
TLT5	-36	BL	\$98
TLT5	-48	BL	\$109
BTLT5	-18	BL	\$100
BTLT5	-24	BL	\$106
BTLT5	-36	BL	\$133
BTLT5	-48	BL	\$159
A	B		



BTLT5 for the Venus Overhead cabinet

HOW TO ORDER

- Indicate the following information on order form:
- Quantity of each item.
 - Model number, including options. See "How to Build a Model Number."
 - Any special service required.

HOW TO BUILD A MODEL NUMBER

Tazetta MT5 Task Light

- A Select Basic Model
- B Select Size
- C Select Performance Option
- D Select Mounting Option

Standard Electronic Ballast

- A Select Basic Model
- B Select Size
- C Add Color -BL

SPECIAL SERVICES

Shipping


Packing shall be at the discretion of BSI and is dependent upon sizes and quantities of order.

List Prices

Take off 56% discount for Net price; (List Price x 0.44)

Add 5% of Net for shipping
Add 8% of Net for Installation

Specifications and prices subject to change without prior notice.

MODEL NUMBER							
Description	Basic Model	Includes Power Supply	Includes Power Cord	Magnetic Tape	Foam Tape and Screws	List Price	
 LC-SRD1910PS60 (shown)	Reed 19" LED Task Light with 3 sets of 2 LEDs for 10 watts, includes 60 watt Power Supply with 12' cord	LC-SRD1910	PS60	yes	-MM	-SM	\$209
	Reed 37" LED Task Light with 6 sets of 2 LEDs for 20 watts, includes 60 watt Power Supply with 12' cord	LC-SRD3720	PS60	yes	-MM	-SM	\$310
Occupancy Sensor	LC-OSK					\$140	
	 A	 B		 C	 C		

Standard 19" Fixture at 10 watts with 60 watt Power Supply and 12' Cord, **LC-SRD1910PS60** for up to **60 watt total light chain**

30" Direct Connect Cable, **LC-DCR30**



Light Chain example

19" Task Light -	LC-SRD1910PS60	\$209
30" Connect Cable -	LC-DCR30	16
19" Module -	LC-SRD1910	151
20 Watt Light Chain		\$376 List
Compare to two single 19" lights		\$418 List

Ordering Chain Component			
Component	Description	Part No.	List Price
Light Fixture	19" LED Light Fixture, No Power Supply/Cord	LC-SRD1910**	\$151
	37" LED Light Fixture, No Power Supply/Cord	LC-SRD3720**	\$252
Mounting Option	Magnetic Strips OR	**MM	N/C
	Foam Tape and Wood Screws	**SM	N/C
Direct Connect	8" Cable to Connect Fixtures in Chain	LC-DCR-8	\$14
Cables	30"Cable to Connect Fixtures in Chain	LC-DCR30	\$16
	54"Cable to Connect Fixtures in Chain	LC-DCR54	\$18
Sensor	Occupancy Sensor - Stand Alone (Any Module or Chain)	LC-OSK	\$140




MODEL NUMBER					
Basic Model	Includes Power Supply	Includes Power Cord	Magnetic Tape	Foam Tape and Screws	List Price
ETECH12-BL	yes	yes	-MG	-FT	\$256
ETECH18-BL	yes	yes	-MG	-FT	\$368
ETECH24-BL	yes	yes	-MG	-FT	\$417
ETECH-OS	n/a	n/a	n/a	n/a	\$104

|
A

|
D

|
D



Daisy Chain example

Power Supply -	EPS-LT-25 -	\$92
60" Power Cord -	EPC-60 -	21
12" Module -	ETECH12-BL	175
12" Jumper Cable -	EJC12 -	15
12" Module -	ETECH12-BL	175
36" Light Chain		\$478 List
Light Beam produced = 56" long x 20" deep		
Compare to single 24" light-		\$417 List
Light Beam produced = 44" long x 20" deep		

ETECH Ordering by Component			
Component	Description	Part No.	List Price
Power Supply	Power Supply for one 12" module	EPS-LT-10B	\$75
	Power Supply for up to 36" module/chain	EPS-LT-25B	\$92
	Power Supply for up to 84" module/chain	EPS-LT-60B	\$195
	Power Supply for up to 132" module/chain	EPS-LT-100B	\$250
Power Cord	Standard 60" Power Cord	EPC-60	\$21
Light Modules	12" LED Light Module	ETECH12-BL	\$175
	18" LED Light Module	ETECH18-BL	\$270
	24" LED Light Module	ETECH24-BL	\$318
Jumper Cable	6" Cable to Connect Modules in Chain	EJC06	\$14
	12" Cable to Connect Modules in Chain	EJC12	\$15
	24" Cable to Connect Modules in Chain	EJC24	\$16
	36" Cable to Connect Modules in Chain	EJC36	\$17
Sensor	Occupancy Sensor - Stand Alone	ETECH-OS1	\$104
	(Any Module or Chain)		
Mounting	Magnetic Strips	MAG-INST	N/C
	Foam Tape and Wood Screws	SCR-INST	N/C



JRW-CORNER



WR-179CCD



WR-179ACD

Worksurface Corner Sleeves

- ☛ **Corner sleeves** extend worksurface corners for installation of ergonomic keyboards.
- ☛ For use with 90 deg, and curved corners
- ☛ Available in black.



WR-FOOTREST

Footrest


- ☛ Designed for keyboard users and standard desktop users.
- ☛ Adjusts with user.
- ☛ Available in charcoal finish.



WR-CD

Center Drawers

- ☛ Injected molded with radius front edge, steel ball bearing track.
- ☛ 16"D x 21 1/2"W x 2"H.
- ☛ Available in black.



CI-JCD

- ☛ Injected molded with radius front edge, steel ball bearing track.
- ☛ 16 1/2"D x 17 3/4"W x 2 1/2"H.
- ☛ Available instandard trim colors.



WMS

Manuscript Stand

- ☛ Stable, metal construction.
- ☛ Available in your choice of colors.

Miscellaneous Price List				
Product	Description	BSI Part No.	Color	List Price
Corner Sleeve	Adjustable Corner Sleeve, 16"W x 11/2 to 21/4" H	JRW-CORNER	n/a	\$70
Corner Sleeve	Diagonal Corner Sleeve, 17 1/2"W x 11/2" H	WR-179CCD	n/a	\$96
Corner Sleeve	Adjustable Corner Sleeve, 12"W x 1 to 21/4" H	WR-179ACD	n/a	\$80
Footrest	Adj. Angle Footrest, 23"W x 11"D x 3"H	WR-FOOTREST	n/a	\$110
Center Drawer	Independent Center Drawer	WR-CD	n/a	\$70
Center Drawer	Standard Center Drawer	CI-JCD	□□	\$82
Holder	Manuscript Holder	WMS	□□	\$137

I
A

I
B

HOW TO ORDER

- Indicate the following information on order form:
1. Quantity of each item.
 2. Model number
 3. Select options when available.
 3. Any special service required.

HOW TO BUILD A MODEL NUMBER

- A Select Part No.
- B Select Color, when applicable
 - BL =Black
 - GR =Grey
 - WG =Warm Grey
 - SA =Sand
 - LG =Light Tone(CI-JCD drawer only)

SPECIAL SERVICES


Shipping
Packing shall be at the discretion of BSI and is dependent upon sizes and quantities of order.

List Prices

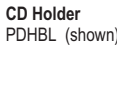
Take off 56% discount for Net price;
(List Price x 0.44)

Add 5% of Net for shipping
Add 8% of Net for Installation



Specifications and prices subject to change without prior notice.



Accessory Tray
PATBL (shown)




CD Holder
PDHBL (shown)



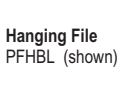
Diagonal Storage
PDSBL (shown)





Vertical Storage
PVSBL (shown)



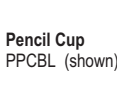
Telephone Caddy
PTCBL (shown)




Hanging File
PFHBL (shown)



Paper Tray
PLLBL (shown)



Pencil Cup
PPCBL (shown)



Tool Rail Paper Management and Accessories				
Product	Description	BSI Part No.	Color	List Price
Accessory Tray	Injection molded plastic, stores the little things, mounts on tool rail	PAT	□□	\$27
CD Holder	Plastic construction, stores up to 10 CDs, mounts on tool rail	PDH	□□	\$21
Diagonal Storage	Plastic construction, three slanted partitions, mounts on tool rail or desktop Dividers in black only	PDS	□□	\$53
Vertical Storage	Plastic construction, for binders, phone books, mounts on tool rail or desktop	PVS	□□	\$31
Telephone Caddy	Plastic construction, holds 8 1/2"W x 9 1/2"D, mounts on tool rail	PTC	□□	\$32
Hanging File Holder	Plastic construction, holds letter and legal folders, mounts on tool rail Folders cascade down	PFH	□□	\$21
Paper Tray	Plastic construction, holds letter and legal paper, mounts on tool rail or desktop	PLL	□□	\$40
Pencil Cup	Injection molded plastic construction, mounts on tool rail	PPC	□□	\$19

I

I

A

B

HOW TO ORDER

Indicate the following information on order form:
 1. Quantity of each item.
 2. Model number
 3. Select options when available.
 3. Any special service required.

HOW TO BUILD A MODEL NUMBER

- A Select Part No.
- B Select Color, when applicable
 - BL =Black
 - GR =Grey
 - WG =Warm Grey
 - SA =Sand

SPECIAL SERVICES

Shipping
 Packing shall be at the discretion of BSI and is dependent upon sizes and quantities of order.

List Prices

Take off 56% discount for Net price;
 (List Price x 0.44)

Add 5% of Net for shipping
 Add 8% of Net for Installation

Specifications and prices subject to change without prior notice.



Small, Adjustable Table Base

- ☛ 24" Pneumatic 5 Star Leg Base, 2 locking, 3 free-wheeling carpet casters.
- ☛ 10" stroke, non-swivel, low pressure gas lift. Table top height range from 22" to 32".
- ☛ Designed for tabletops up to 29x30" rect / 29" round
- ☛ Available in black plastic and polished aluminum.

MODEL NUMBER				List Price
Basic Model	Black Plastic	Polished Aluminum		
JRW-TBASE	-BP			\$405
JRW-TBASE		-PA		\$635
A	B	B		

HOW TO ORDER

- Indicate the following information on order form:
- Quantity of each item.
 - Model number, including options. See "How to Build a Model Number."
 - Any special service required.

HOW TO BUILD A MODEL NUMBER

- A Select Basic Model
- B Select Base Material

SPECIAL SERVICES

Shipping
Packing shall be at the discretion of BSI and is dependent upon sizes and quantities of order.

List Prices

Take off 56% discount for Net price;
(List Price x 0.44)

Add 5% of Net for shipping
Add 8% of Net for Installation

Specifications and prices subject to change without prior notice.

Badger State Industries
3099 East Washington Ave
Madison WI
PH: 608.240.5200
FX: 608.240.3320

